



Description and Meanings of Each Flag



Green Flag

When displayed, the Green Flag indicates that the course is clear, and that competition is underway. The Green Flag is ordinarily shown only by the Start/Finish line official.



Yellow Flag

The yellow can be shown in one of two ways: Being waved (Waving) or held still (Standing).

Standing/Motionless Yellow: You are approaching an incident where your and other's safety is at risk. The track boundaries may be clear but there is immediate danger to you or others beside the track. Slow significantly and proceed through the incident at a reduced speed. There is no passing from the Yellow Flag until past any emergency incident(s).




Waving Yellow: You are approaching an incident that has great danger to you and others. The track may be partially or completely blocked. Slow significantly and be prepared to stop. All efforts should be made to proceed through a waving Yellow Flag in single file order. There is no passing from the Yellow Flag until past any emergency incident(s).




The yellow-flag zone starts at a perpendicular line across the track from the flag and ends at a perpendicular line across the track from the last component of the incident causing the Yellow Flag. The last component may be the car, driver, responding officials, other vehicles and/or large debris.



Blue Flag

The Blue Flag can also be shown waving or being held still, and the design may be solid blue, or blue with a yellow or orange diagonal stripe.

	<p>Standing/Motionless Blue Flag: Another competitor is following very closely and may wish to be let by.</p> <p>Waving Blue Flag: Another competitor is approaching you at a high rate of speed or being greatly held up. Let them by as soon as safely possible.</p>
	<p>Yellow with Vertical Red Stripes</p> <p>This flag is commonly known as the "Debris Flag" and indicates a slippery condition exists, or debris is present on the racing surface. This flag is displayed standing and may be put away or "dropped" after everyone has a chance to see it, but the debris or slippery condition may still exist.</p>
	<p>White</p> <p>Caution and take care for a slow-moving race car, ambulance or other emergency vehicle on the racing surface. The standing flag is displayed for two (2) flag stations prior to the vehicle in question.</p> <p>In addition, a standing White Flag may be displayed during the first lap of each group's first session of the day to indicate the location of flag stations, unless another flag is already being used for a track condition.</p>
	<p>Black Flag</p> <p>Closed (furled): Pointed or shaken at an individual car from the starter's stand (optionally, accompanied by a number board indicating the car number). WARNING for driving in an unsafe and/or improper manner. Continued unsafe and/or improper driving will result in an OPEN BLACK FLAG.</p> <p>Open (with number board): Displayed from the starter's stand with a number board indicating the car number. If your car number is shown, proceed directly to the pits and the location designated by the Event Lead or Competition Director, or event Supplemental Regulations for consultation with SCCA Officials. DO NOT TAKE ANOTHER LAP.</p>

	<p>NOTE: This flag and number board may also be displayed at station(s) elsewhere on the course.</p> <p>Open (shown at all stations): Black Flag All. The session has been stopped; all cars must stop competing, and proceed directly and immediately to the pits, exercising extreme caution. This flag will be displayed with an "ALL" sign at the Starter's stand and the sign may also be shown at station(s) elsewhere on the course. Official timing shall be stopped at the presentation of a Black Flag All and no laps completed during a Black Flag All shall count for official times.</p>
	<p>Black with Orange or Red Ball</p> <p>The Mechanical or "Meatball" Flag. Displayed from the Starter's stand with a number board indicating the car number. If your car number is shown, there is a mechanical problem with the car. Proceed directly to your pit or the location designated by the Competition Director, Event Lead or event Supplemental Regulations. DO NOT TAKE ANOTHER LAP.</p> <p>NOTE: This flag and number board may also be displayed at station(s) elsewhere on the course.</p>
	<p>Red</p> <p>Displayed at each station and on the Starter's stand. EXTREME DANGER—THE SESSION HAS BEEN STOPPED. Come to an immediate, controlled stop at the side of the race track (preferably before and within sight of a staffed station or where specified in the event Supplemental Regulations). When released by an official, proceed cautiously to pit lane. Once a Red Flag has been displayed, it will not be withdrawn until all cars have come to a stop.</p>
	<p>Checkered</p> <p>Displayed at the end of a session to indicate that the session is finished. Continue cautiously to pit lane.</p>